

SPECIAL EDITION COVER JUNE 2024

South Carolina Living

**Soon You
Will Have
More Control
Of Your
Power Bill...**

**Horry Electric
Cooperative, Inc.**

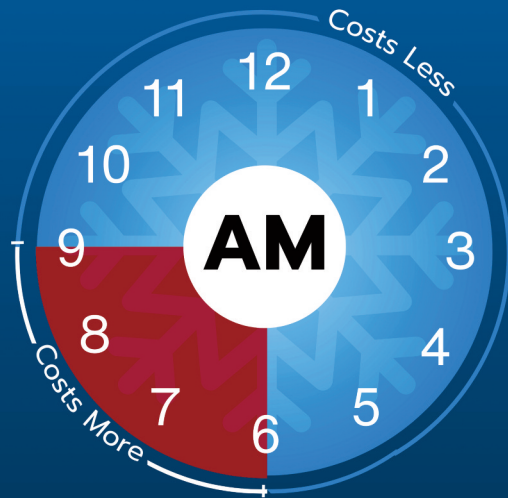
A Touchstone Energy® Cooperative 

**...with Horry Electric's
NEW Rate Structure.**

*See inside and back cover
for more details.*


Horry Electric's NEW Rate Structure

Energy Costs More During Peak Hours



6-9 a.m.
Nov. - Mar.

**Horry Electric
Cooperative, Inc.**
A Touchstone Energy® Cooperative



3-6 p.m.
Apr. - Oct.

For 21 hours every day, members can use all the electricity they need at a highly reduced rate per kilowatt-hour (kWh). There are only three hours (peak times) each day you need to keep an eye on. Peak times are when most members use electricity at the same time. This is typically on hot summer afternoons and cold winter mornings.

The residential (monthly bill) restructured rate consists of three components and an adjustment factor, known as the Wholesale Power Cost Adjustment (WPCA).

Account Charge:

Cost per day to make service available to a meter.

Energy Charge:

Total energy used in the billing period (kWh).





Peak Charge:

Highest one hour of energy used in the billing period during peak hours (kW).

Wholesale Power Cost Adjustment (WPCA):

Adjusts for changes in purchased power costs (kWh).

Residential (Post Pay) Rate Breakdown

Components	Factor	Unit	Example
 Account Charge	\$0.95 per Day	30 Days	\$28.50
 Energy Charge	\$0.069 per kWh	1,100 kWh	\$75.90
 Peak Charge	\$12.00 per kW	5.6 kW	\$67.20
 Wholesale Power Cost Adj.	-\$0.01 per kWh	1,100 kWh	-\$11.00
Bill Total			\$160.60

Above is an example of a residential (monthly bill) account on the new restructured rate. The example includes average residential use.*

*For more information regarding Advance Pay and other rates, visit horryec.info/rate-center

801

- 5

Horry Electric Cooperative, Inc.
A Touchstone Energy® Cooperative 

Horry Electric's restructured rates have been designed to bring in the same amount of revenue as the current rate structure, but gives members more control of their bill. The restructured rates will allow us to continue providing safe, affordable and reliable electricity to you.

Website Tools to Help You Understand the Restructured Rate

View your
ACCOUNT COMPARISON



<https://horryec.info/account-comparison>

Estimate your bill
using the
RATE CALCULATOR

This calculator is for estimation purposes only. The bill you receive will be calculated based on actual use. Other charges may apply.

Estimate Your Bill

View a comparison for your account

Adjust Your Use

Select a rate to see the average use for the type of service.
Residential

Adjust components by entering a value or using the sliders.

Days of Service (\$0.95 per day): 30

Energy Use (\$0.069 per kWh): 1100

Peak kW (\$12 per kW): 5.6

Account Charge ①	\$28.50
30 days * \$0.95 per day	
Energy Charge ①	\$75.90
1,100 kWh * \$0.069 per kWh	
Peak Charge ①	\$67.20
5.6 kW * \$12 per kW	
WPCA ①	-\$11.00
1,100 kWh * -\$0.01 per kWh	
Total Bill Cost ①	\$160.60

<https://horryec.info/rate-calculator>



Scan Me

to view a monthly comparison
of your account.



P.O. Box 119 • Conway, South Carolina 29528
(843) 369-2211 horryelectric.com

**Horry Electric
Cooperative, Inc.**
A Touchstone Energy® Cooperative